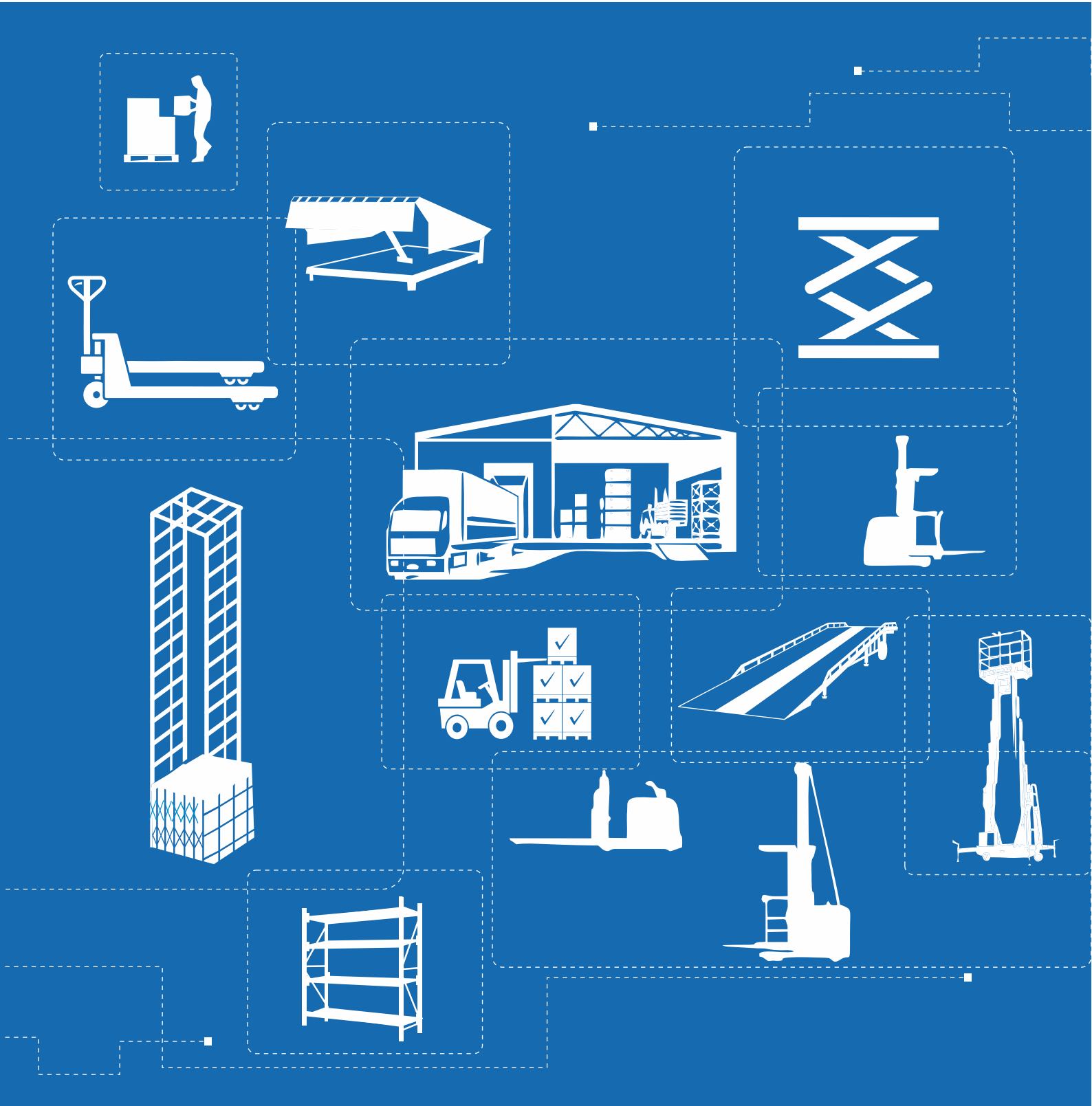


ASMITA

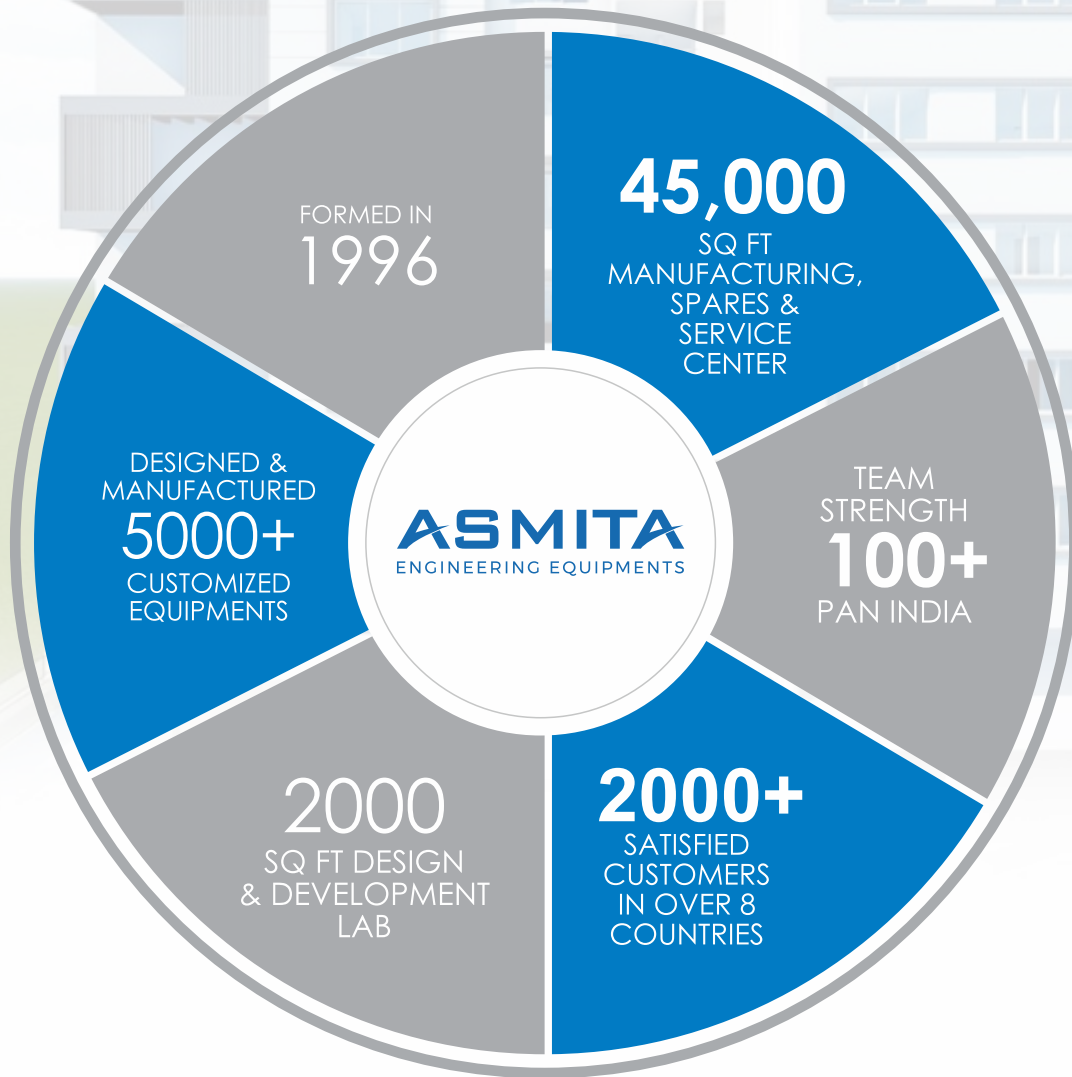
ENGINEERING EQUIPMENTS

ADVANCED MATERIAL HANDLING SOLUTIONS



**BE VOCAL
ABOUT LOCAL**

www.asmitaengg.com



Why Work with us?

- Over 26 years of Experience in Material Handling Solutions.
- Design with 3D-CAD Systems.
- Customized and Innovative Solutions.
- Prompt After Sales Spares and Support team PAN India.
- Quality parameters tested during manufacturing process.
- Expert Design manufacturing and Service Team.
- Manufacturing process equipped with Modern Machinery.
- Reliable Suppliers and High Quality Material.



INTRODUCING NEW PRODUCTS

VERTICAL RECIPROCATING CONVEYOR (VRC)



- Load: From 2000 Kgs to 10 Kgs
- Height: Up to 20 Mtr
- Self-supporting structure
- SEW Fail Safe motor & Speed Reduction Gear Box
- Governor Mechanism with Chain and Sprocket

WAREHOUSE STORAGE & RACKING SYSTEM



Complete warehouse management and storage optimization with mezzanine floor, office set up and necessary equipments.



HYDRAULIC PALLET TRUCK

AE PT 25 550 N SERIES

Capacity : 2500 - 5000 Kg

Wheel: Nylon / PU / CI

Fork Size : 550x1150 / 685 x 1220 mm

SCISSOR PALLET TRUCK SEMI ELECTRIC

AE PTX 10 54 SERIES

Capacity: 1000 -1500 Kg

Maximum Fork Height: 800 mm

Fork Size : 540x1150 / 680 x1150 mm



ELECTRIC PALLET TRUCK LIGHT DUTY

AE EPT 1500 SERIES

Capacity : 1500 kg

Fork Size : 550x1150 / 685 x 1220

SKID LIFTER

AE SK-1000 SERIES

Capacity : 1000 - 1250 kg

Maximum Height : 890 mm

Electric & Manual Option Available





SEMI ELECTRIC PALLET TRUCK

AE SPT 1800 SERIES

Capacity : 1800 kg

Fork Size : 550x1150 / 685 x 1220

SCALE PALLET TRUCK

AE PTS 2000 SERIES

Capacity : 2000 kg

Fork Size : 550 x 1150 / 685 x 1150 mm

Tolerance: +/- 0.5 kg



ROUGH TERRAIN TRUCK

AE RT 1000 SERIES

Capacity: 1000 - 1250 kg

Fork Size: 680 x 860 mm

ELECTRIC PALLET TRUCK HEAVY DUTY

AE EPTH 2000 SERIES

Capacity: 2000-3000 kg

Fork Size: 550x1150 / 685 x 1220





MANUAL STACKER

AE HS 1016 SERIES

Capacity : 1000- 2000 kg

Maximum Height : 1600-3000 mm

Adjustable Fork : 340-750

MANUAL STRADDLE STACKER

AE HSR 1016 SERIES

Capacity : 1000-1500 kg

Maximum Height : 1600-3000 mm

Adjustable Fork : 340-1480



SEMI ELECTRIC STACKER

AE SES 1016 SERIES

Capacity : 1000-2000 kg

Maximum Height :

1600-3000 mm

FULL ELECTRIC STACKER

AE FES 1016 SERIES

Capacity: 1000-1500 kg

Maximum Height: 1600-3500 mm





REACH STACKER

AE FES 1016 SERIES

Capacity : 1000- 2000 kg

Maximum Height : 1600-6000 mm

REACH TRUCK

AE RT Series

Capacity : 2000 kg



ELECTRIC FORKLIFT

AE FL Series

Capacity: 2000-3500 kg

Maximum Height: 4100 mm

HYDRAULIC DRUM STACKER TILTER

AE DLT 1400 SERIES

Capacity: 350 kg

Maximum Height: 1400-3000 mm





SEMI ELECTRIC DRUM STACKER TILTER

AE SE DLT 1600 SERIES

Capacity: 350 kg

Maximum Height: 1400-3000 mm

SEMI ELECTRIC / SELF PROPELLED ORDER PICKER

AE SP OP 27 SERIES

Capacity: 200 kg

Maximum Height: 2700-4500 mm



SINGLE / DUAL MAST AERIAL WORK PLATFORM

AWPS 125 6 SERIES

Capacity: 125-150 kg

Maximum Platform Height: 6-10 m

AWPD 200 8 SERIES

Capacity: 200-300 kg

Maximum Platform Height: 8-12 m



SINGLE / DOUBLE MAST GOODS LIFT

GL-SERIES

Mast : Single / Double

Capacity : 200-2000 kg

Maximum Height: Upto 10000 mm

MANUAL SCISSOR TABLE

AE MXT 300 SERIES

Capacity: 300-1000 kg

Maximum Height: 880-1700 mm

SEMI ELECTRIC SCISSOR LIFT TABLE

AE SLT 300 SERIES

Capacity: 300-1000 kg

Maximum Height: 880-1700 mm



HYDRAULIC FLOOR CRANE

AE FC SERIES

Capacity: 500-2000 kg

Maximum Height: 2320mm

ELECTRIC FLOOR CRANE

AE EFC SERIES

Capacity: 500-2000 kg

Maximum Height: 3000mm





SCISSOR LIFT TABLE STATIONARY

AE XTS SERIES

Capacity: Upto 20 Ton

SELF PROPELLED SCISSOR LIFT

AE SPXT SERIES

Capacity: 300-500 kg

Maximum Height :

6000-14000 mm



MOBILE SCISSOR LIFT

AE HXTM SERIES

Capacity: 300-500 kg

Maximum Height : 6-14 m



LOW PROFILE SCISSOR LIFT U / E

AE LPT E SERIES

Capacity: 500 -2000 kg

Minimum Height : 85-105 mm

Maximum Height : 860 mm


MOBILE DOCK RAMP

AE DR E SERIES

Capacity: 6-15 Ton

Ramp Size: 12000 x 2100 mm

Electric & Manual Option Available



DOCK LEVELER

AE DL E SERIES

Capacity: 6- 15 Ton

Ramp Size : 2710 x 2130 mm

Electric & Manual Option Available

EDGE DOCK LEVELLER

AE DLE Series

Capacity: 3000-6000 kg

MOVEABLE HYDRAULIC DOCK LEVELER

AE DLM SERIES

Capacity : 1500 kg

Table size : 2000*1600 mm





TRUCK LOADING CONVEYOR

Capacity: 50 Kgs/m
Length: Up to 10 Mtr
Min height: 500 mm
Reaching Height: 3 mtr

TELESCOPIC CONVEYOR

Load: Up to 60 Kgs/m
Speed: 15-30 m/min
Belt: 600mm to 1000 mm
Extension: Upto 5 Stage

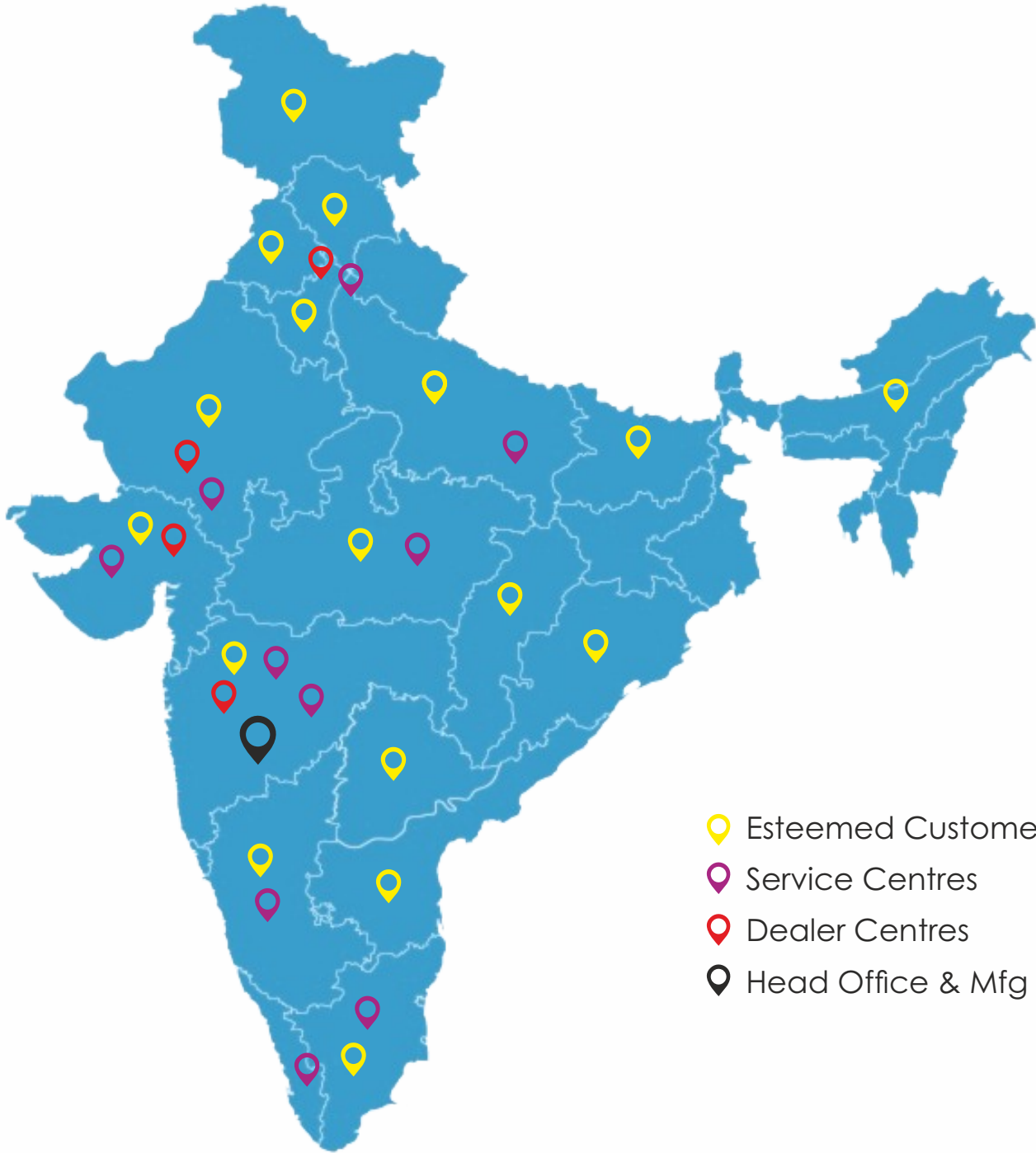


AUTOMATION SOLUTIONS

AUTHORIZED DEALER OF BYD FORKLIFT PRODUCTS



BUSINESS PRESENCE



- 📍 Esteemed Customers
- 📍 Service Centres
- 📍 Dealer Centres
- 📍 Head Office & Mfg Plants

ACTIVE PARTICIPATION IN EXHIBITIONS



OUR PRESTIGIOUS CLIENTS

**GOVERNMENT
SECTOR**



AUTOMOTIVE



**CONSTRUCTION
AND
INFRASTRUCTURE**



**PHARMA-
CEUTICALS**



**FOOD AND
BEVERAGES**



**MANUFACTURING
INDUSTRY**



**PAINT &
CHEMICALS**



ELECTRICAL




**CONSUMER
GOODS**



Reliable, technological innovation,
widely recognized quality and end
to end services.

INDIA'S TRUSTED MATERIAL HANDLING
SOLUTION PROVIDER.

NEED A SOLUTION?
GET IN TOUCH WITH US.



CONTACT US

Head office & Plant 1

📍 J-54, Opposite Lande Patil Transport,
MIDC, Bhosari, Pune - 411026.

Plant 2

📍 Gat No. 321, Dongarewasti Road,
A/p. Kuruli, Taluka - Khed, Dist - Pune - 410 501.

Plant 3

📍 N-20, Addl MIDC, Satara - 415004.



BE VOCAL
ABOUT LOCAL

Follow us on



☎ +91 98509 08905 | +91 87999 53106 | +91 77200 02865
+91 77200 02866 | +91 77200 02867 | +91 87999 53105

Service : +91 98509 08907

Dealership Enquiry : +91 95111 00077

✉ sales@asmitaengg.com

🌐 www.asmitaengg.com

ASMITA
ENGINEERING EQUIPMENTS